

GODAVARIFOUNDATION

GODAVARI COLLEGE OF NURSING

JALGAON-MAHARASTRA

((ISO-9001:2015CERTIFIEDINSTITUTE))



REPORT ON:

EXHIBITION ON WORKING MODEL OF HUMAN BODY

DATE- 15 MARCH2024

Organizedby

**DEPARTMENT OF
CHILD HEALTH NURSING**

GODAVARICOLLEGE OF NURSING, JALGAON



GODAVARI COLLEGE OF NURSING

Run by Godavari Foundation | Affiliated by MUHS Nashik
Accredited by NAAC

A Look Inside the Human Body



EXHIBITION ON WORKING MODEL OF HUMAN BODY



15th March 2024



10.00 am onwards



PRE-CLINICAL SCIENCE LAB, GCON



GODAVARI COLLEGE OF NURSING

Run by Godavari Foundation | Affiliated by MUHS Nashik
Accredited by NAAC

Invitation

Do you know
that you can't swallow and
breathe at the same time?



HUMAN BODY EXPERIENCE

A larger-than-life Exhibition

Department of Child Health Nursing
Cordially invites you to attend the

EXHIBITION ON WORKING MODEL OF HUMAN BODY



15th March 2024



PRE-CLINICAL SCIENCE LAB, GCON



10.00 am onwards

GODAVARI FOUNDATION'S
GODAVARI COLLEGE OF NURSING,
JALGAON
(ISO-9001:2015 CERTIFIED INSTITUTE)
REPORT ON: EXHIBITION ON
WORKING MODEL OF HUMAN BODY

DATE AND TIME: 15/03/2024 10:00 AM

VENUE: PRE- CLINICAL LAB, GODAVARI COLLEGE OF NURSING, JALGAON

ORGANIZED BY: DEPARTMENT OF CHILD HEALTH

NURSING

AIM- To educate visitors about the intricate systems and functions of the human body.

OBJECTIVE -

- Explain the major organs and their roles (e.g., heart, lungs, brain, liver, kidneys).
- Describe how different body systems (respiratory, circulatory, nervous, etc.) work together.
- Highlight the importance of maintaining a healthy lifestyle for overall well-being.
- Encourage visitors to explore anatomical models and learn about physiological processes.
- Provide hands-on experiences (e.g., interactive models, simulations) to understand concepts better.
- Stimulate interest in biology and medicine.

REPORT ON:-EXHIBITION ON WORKING MODEL OF HUMAN BODY-(15/03/2024)

Godavari college of Nursing Jalgaon, conducted Exhibition on “Working model of human body” organized by department of child health nursing on 15th March ,2024.

The event started at 11 am with the introduction of models displayed in pre-clinical science laboratory. Students and Faculty Members were formally welcomed. The Model Exhibition was inaugurated by Prof. Dr. Vishakha Wagh Mam Vice Principal & Prof. Ashwini Vaidya Mam HOD of Mental health nursing who addressed the Students and faculty members and encouraged all the participants for such Model Exhibition.

Model Exhibition was conducted for the inter- class Level in B.Sc. 2nd Semester Students. They prepared various Model on 10 topics i.e., Muscular System, Skeletal System, Reproductive System, Cardiovascular System, Respiratory System, Digestive System, Nervous System, Genitourinary System and Endocrine System. All the models were prepared very well. The students were motivated for their own creativity by the evaluator.

Evaluation of the exhibition was done by respected vice-principal Dr. Vishakha Wagh mam & HOD of mental health nursing Prof. Ashwini Vaidya along with the other dignitaries who all surveyed the exhibition and sought explanation about the details of all the different models from students who made models. Other students of the different class and other faculty member who visited the exhibition enjoyed the event very much.

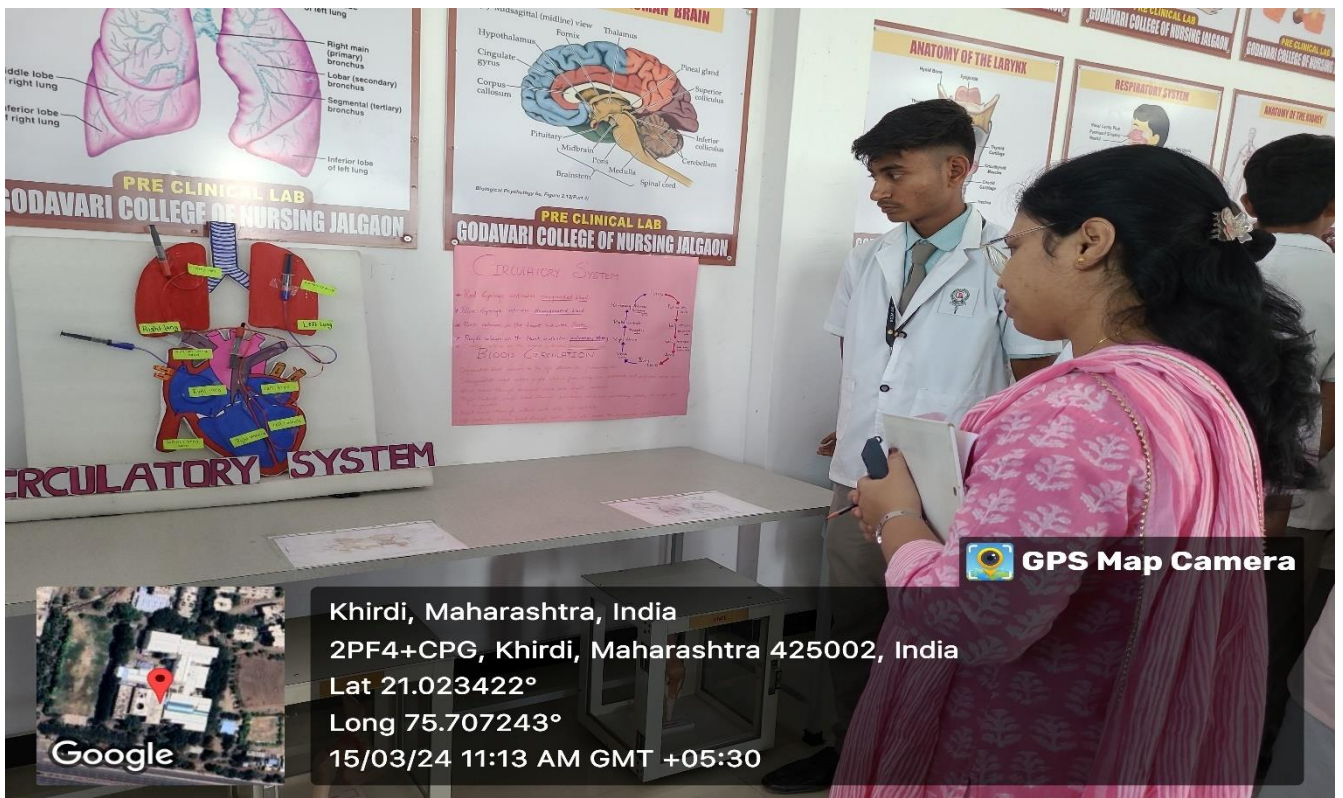
This exhibition was successfully organized under the guidance of professor Mrs. Vishakha Wagh Vice principle, Administrative officer Mr. Pravin Kolhe and head of Department of child health nursing Mrs. Ashwini Mankar, and child health nursing faculties Ms. Monali Barsagade, Ms. Smita Pandey, Ms. Payal Waghmare, Miss. Shilpa Vairagade, miss. Asmita Jumde Godavari college of nursing, Jalgaon and faculties of from B.sc 2ND semester Mr. Prashik Chavhan, Ms. Priti Gaikwad, Mr. Sachin Pawar and Ms. Shruti Sapate.

In the end, Prof. Dr. Vishakha Wagh mam vice principal of Godavari college of Nursing gave a brief motivational speech and admired the student's efforts and interest. Later vote of thanks to all the participants in invitees was proposed.

PHOTOGALLERY



URINARY SYSTEM



CIRCULATORY SYSTEM



FEMALE REPRODUCTIVE SYSTEM




LYMPHATIC SYSTEM




MODEL ON NERVOUS SYSTEM



MODEL ON SENSORY NERVOUS SYSTEM





MODEL ON DIGESTIVE SYSTEM



MODEL ON SKELETAL SYSTEM

PRICE DISTRIBUTION





GPS Map Camera

Khirdi, Maharashtra, India

2PF4+CPG, Khirdi, Maharashtra 425002, India

Lat 21.023267°

Long 75.707095°

15/03/24 02:37 PM GMT +05:30

GODAVARI FOUNDATION
GODAVARI COLLEGE OF NURSING, JALGAON

EXHIBITION ON WORKING MODELS OF HUMAN BODY

FINAL - EXHIBITION (AVERAGE) EVALUATION SHEET

Use this checklist to evaluate working models. We suggest assigning points to a working models with the following values 1=Poor, 2=Fair, 3=Average, 4=Good, 5=Excellent

SR. NO.	PARTICIPANT GROUPS	JUDGE / EVALUATOR		GRAND TOTAL (I+II)	WINNER
		I. Prof. Vishakha G.	II. Prof. Ashwini V.		
1	GROUP - A (R.N. - 01-10)	20	24	44	-
2	GROUP - B (R.N. - 11-20)	24	23	47	-
3	GROUP - C (R.N. - 21-30)	28	28	56	I
4	GROUP - D (R.N. - 31-40)	22	16	38	-
5	GROUP - E (R.N. - 41-50)	20	23	43	-
6	GROUP - F (R.N. - 51-60)	22	23	45	-
7	GROUP - G (R.N. - 61-70)	24	22	46	-
8	GROUP - H (R.N. - 71-80)	27	26	53	II
9	GROUP - I (R.N. - 81-90)	26	25	51	III
10	GROUP - J (R.N. - 91-99)	22	21	43	-

Shraddha


SIGNATURE OF PRG. COORDINATOR

Principal

SIGNATURE OF EVALUATOR - I

Principal

SIGNATURE OF EVALUATOR - II



GODAVARI FOUNDATION
GODAVARI COLLEGE OF NURSING, JALGAON

EXHIBITION ON WORKING MODELS OF HUMAN BODY

EXHIBITION EVALUATION SHEET

Use this checklist to evaluate working models. We suggest assigning points to a working model with the following values - 1=Poor, 2=Fair, 3=Average, 4=Good, 5=Excellent

Sr no	Evaluation Rubrics	RATING									
		PARTICIPANTS GROUPS									
		GROUP - A (R.N. - 01-10)	GROUP - B (R.N. - 11-20)	GROUP - C (R.N. - 21-30)	GROUP - D (R.N. - 31-40)	GROUP - E (R.N. - 41-50)	GROUP - F (R.N. - 51-60)	GROUP - G (R.N. - 61-70)	GROUP - H (R.N. - 71-80)	GROUP - I (R.N. - 81-90)	GROUP - J (R.N. - 91-99)
1	Creativity and Imagination	04	04	04	04	03	03	04	04	04	03
2	Originality and Innovativeness	03	03	04	03	02	04	03	04	03	04
3	Scientific thought/principle/approach	02	04	04	04	03	02	04	04	04	03
4	Technical skills/working status of model, workmanship, craftsmanship etc.	03	03	04	03	02	04	03	03	03	03
5	Educational values, scalability and utility for society in future	03	03	04	04	04	02	03	04	04	02
6	Eco-friendly, Economics(low cost)/portability and durability	02	03	04	03	03	03	03	04	04	03
7	Presentation - effectiveness of display and relevant explanation	03	04	04	03	03	04	04	04	04	04
GRAND TOTAL (Minimum scoring - 07 and Maximum scoring - 35)		20	24	28	22	20	22	24	27	26	22

Date - 15/03/24

Name and Signature of evaluator - Prof. Vishakha Goniya

GODAVARI FOUNDATION
GODAVARI COLLEGE OF NURSING, JALGAON

EXHIBITION ON WORKING MODELS OF HUMAN BODY

EXHIBITION EVALUATION SHEET

Use this checklist to evaluate working models. We suggest assigning points to a working model with the following values - 1=Poor, 2=Fair, 3=Average, 4=Good, 5=Excellent

Sr no	Evaluation Rubrics	RATING									
		PARTICIPANTS GROUPS									
		GROUP - A (R.N. - 01-10)	GROUP - B (R.N. - 11-20)	GROUP - C (R.N. - 21-30)	GROUP - D (R.N. - 31-40)	GROUP - E (R.N. - 41-50)	GROUP - F (R.N. - 51-60)	GROUP - G (R.N. - 61-70)	GROUP - H (R.N. - 71-80)	GROUP - I (R.N. - 81-90)	GROUP - J (R.N. - 91-99)
1	Creativity and Imagination	03	04	04	03	04	04	04	04	03	03
2	Originality and Innovativeness	03	04	04	02	04	03	03	04	04	04
3	Scientific thought/principle/approach	03	04	04	02	03	02	03	04	03	04
4	Technical skills/working status of model, workmanship, craftsmanship etc.	03	03	04	03	03	04	03	04	04	03
5	Educational values, scalability and utility for society in future	04	03	04	02	02	04	02	03	04	03
6	Eco-friendly, Economics(low cost)/portability and durability	04	02	04	02	04	03	03	03	04	02
7	Presentation - effectiveness of display and relevant explanation	04	03	04	02	03	03	04	04	03	02
GRAND TOTAL (Minimum scoring - 07 and Maximum scoring - 35)		24	23	28	16	23	23	22	26	25	21

Date - 15/03/24

Name and Signature of evaluator - Prof. Aghwini Vaidya

(Signature)
15/03/24

GODAVARI FOUNDATION
GODAVARI COLLEGE OF NURSING, JALGAON
EXHIBITION ON WORKING MODELS OF HUMAN BODY
LIST OF PARTICIPANTS WITH GROUPS

SR. NO.	NAME OF PARTICIPANTS	PATICIPANTS GROUPS	ATTENDANCE	
			PRESENT / ABSENT	SIGN.
1	ADE PRUTHVIRAJ PRALHAD	A (R.N.-01-10)		
2	AMBHORE PRADNYA SHRIDHAR			
3	ANANTULLA CHRISTOPHAR JAMES			
4	BADGUJAR KUNAL SANJAY			K.S.B
5	BAWANE KAVERI SATISH		P	
6	BHAT ROSHANI JAGDISH			
7	BHOI YOGESH NAGNATH			
8	BHOLE KHUSHI BHUPENDRA			
9	BHOYAP SAMRUDDHI KISHOR		P	
10	BHUTE YOGINI ISHWAR			
11	BIRHADE DEVASHISH ASHOK	B (R.N.-11-20)		
12	BONDARE ASHVINI GANPAT			
13	BURILE OM SANTOSH			
14	CHAUDHARI HARSHALI DATTU			
15	CHAUDHARI SAURABH NITIN			Saurabh
16	CHAVAN CHAITALI CHHAGAN			
17	CHAVHAN VAISHNAVI GAJANAN			
18	DATE PRATIKSHA PRAFUL			
19	DESHMUKH NANDINI NANDKISHOR			
20	DHABALE DHANASHRI GAJANAN			
21	DHANDE LOKESH PRASHANT	C (R.N.-21-30)		
22	DHAYGUDE SHITAL DNYANDEV			
23	DHOBLE KOMAL ANILRAO			
24	DOIFODE AVINASH UTTARESHWAR			
25	DSOUZA CRISTINA PRAKASH			
26	DUDHE NIKITA KRISHNA			
27	DUNEDAR CHAITANYA NETAJI			
28	DUNEDAR DHIRAJ NETAJI			
29	FULMALI SAMIKSHA SHANTRAKSHAK			
30	GADE JAY VINAYAK			
31	GAWANDE SHANTANU PRATAP			

32	GHOHARE SHEETAL ANILRAO
33	GIRHE SHIREYA MADHUKAR
34	GULHANE DIVYA SUDHAKAR
35	GUTTE SANTOSH VISHWANATH
36	HAJARE VAISHNAVI KADUJI
37	HIWARKAR BHARTI KAILAS
38	HULKE SAMRUDDHI VASANTA
39	INGALE SAKSHI KAILAS
40	INGLE ANJALI RAJU
41	JADHAO PRAJWAL VITTHAL
42	JADHAO RAJESHWARI RAJENDRA
43	JANGAM SEJAL UTTAMRAO
44	JOGE PALLAVI RAVINDRA
45	JUNGULWAD SHUBHAM GANGADHAR
46	KALE ARYAN NARESH
47	KARANDE MOHANISH KIRAN
48	KAWADE RAJNANDNI DILIP
49	KHADSE RASHMI VISHNU
50	KHAWAJA DANIYAL NAEEMUDDIN
51	LAKHAMAPURE MAHESHVARI SANJAY
52	LATPATE SWAPNIL BRAMHADEV
53	MAKESAR PRERIT VISHWASH
54	MAMDE AARYA GAJANAN
55	MESHRAM VANSI GAUTAM
56	MUNDHE SRUSHTI MAHESH
57	NARBHAVAR NILESH ASHOK
58	NARWADE ANKITA DATTATRAY
59	NATH SURAJ VIJAY
60	NEWARE TANUJA RAGHUNATH
61	NAHVI SANIKA NARENDRA
62	PAL SAKSHI SANJAY
63	PATHAK ABHISHEK RAKESH
64	PATIL ANJALI BABARAO
65	PATIL PRANAY DEVANAND
66	PATIL PRATHAM VINOD
67	PAWADE DEVYANI RAVINDRA
68	PAWAR ROSHINI RAJU

D (R.N.-31-40)

E (R.N.-41-50)

F (R.N.-51-60)

G (R.N.-61-70)

Rhogare
Good
Dnyo
Gutte
Quu
Blucto
Shulk
Kingle
Jingle
Agar
Amys
Seal
Thy
Se
Mapade
Prand
Ramesh
R.V. Khodt
Th
mslaj
Sladpal
Pranakesar
Aarys
Vansi
Srushti
Nilesh
Ankita
Suraj
Tecae
Shivaji
Opal
Abhishek
A-B Patel
Patil
P.P
Devi
Pranava

69	PAWAR VISHAL NARENDRA	H (R.N.-71-80)	V. Pawar
70	PERKUNDE KASHISH VINODRAO		Kashish
71	RAMTEKE ROHIT BANDU		Rohit
72	RAUT DIVYA DINKAR		Divya
73	RAUT MANSABI KRUSHNAGOPAL		Mansabi
74	RAUT PUSHPAK RAJU		P. Raut
75	RAUT SAKSHI SANTOSH		Sakshi
76	SALVE MADHAV ASHOK		M. Salve
77	SANDVE ASHLESHA PRAKASH		Ashlesha
78	SARNAIK JAGRUTI ASHOKRAO		J. Sarnai
79	SATAO UNNATI PRASHANT		U. Satay
80	SAWANT BUDDHABHUSHAN MAULI	I (R.N.-81-90)	B. Sawant
81	SAWSAKADE SNEHA RAVINDRA		S. Saksade
82	SHAIKH SAHID SHAIKH KALANDAR		S. Shaikh
83	SHAIKH SANIYA MOHAMMAD AFSAR		S. Shaikh
84	SHELKE PRATHAMESH RAJENDRA		P. Shelke
85	SOLANKE PALLAVI RAMDAS		P. Solanke
86	SOLANKI ANKITA PRALHAD		A. Solanki
87	SONAWANE JAHANVI RAVINDRA		J. Sonawane
88	SONUNE PAYAL CHANDRABHAN		P. Sonune
89	SURADKAR ANKITA SANJAY		A. Suradkar
90	TAGADE PAYAL SHIVDAS		P. Tagade
91	TALEKAR SHITAL PRABHAKAR	J (R.N.-91-99)	S. Talekar
92	TAYWADE SANIKA NITIN		S. Taywade
93	UIKEY GAURI SANJAY		G. Ukey
94	VAIRAGE NIKITA ARJUN		N. Vairage
95	VASAVE PRITI SUNIL		P. Vasave
96	WAGHARE ADITI PRAKASH		A. Waghare
97	WAKADE SHIVAM VILAS		S. Wakade
98	WAKUDKAR VISHAKHA MAROTI		V. Wakudkar
99	WAYAL SHANTANU GAJANAN		S. Wayal

[Signature]

SIGNATURE OF PROGRAMME COORDINATOR

[Signature]

SIGNATURE OF PRINCIPAL
Principal
Godavari College of Nursing
JALGAON



मानवी प्रणाली शरीरशास्त्र आणि शरीरविज्ञान या विषयावर मॉडेल प्रदर्शन

जळगाव (प्रतिनिधी)

येथील गोदावरी कॉलेज ऑफ नर्सिंग जळगाव, १५ मार्च २०२४ रोजी बाल आरोग्य परिचर्या विभागातर्फे आयोजित मानवी प्रणाली शरीरशास्त्र आणि शरीरविज्ञान या विषयावर मॉडेल प्रदर्शन आयोजित केले गेले.

मॉडेल प्रदर्शनाचे उद्घाटन प्राचार्य विशाखा वाय, मा. उपप्राचार्य अधिनी वैद्य यांच्या हस्ते करण्यात आले. यावेळी मान्यवरांचे स्वागत पुष्पगुच्छ देवून करण्यात आले. या प्रदर्शनात बीएससी प्रथम वर्षाच्या १०० विद्यार्थ्यांनी



सहभाग नांदवला आहे. स्नायू भर पडत तसेच कौशल्य प्रणाली, कंकाल प्रणाली, विकसित होत असतात त्यामुळे प्रजनन प्रणाली, हृदय व विद्यार्थ्यांनी गाभीर्याने अशा प्रदर्शनात सहभाग नांदवावा रक्तवाहिन्यासंबंधी प्रणाली, प्रदर्शनात सहभाग नांदवावा घसून प्रणाली, पाचक प्रणाली, असे आवाहन केले.

मज्जासंस्था, जननेंद्रियाची प्रदर्शनाची मान्यवरांनी प्रणाली आणि अंतःस्रावी पाहणी केली. गोदावरी प्रणाली या ९ विषयांवर विविध कॉलेज ऑफ नर्सिंग प्री- प्रणाली या ९ विषयांवर विविध प्रणाली या ९ विषयांवर विविध प्रणाली या ९ विषयांवर विविध मॉडेल तयार केले.

मार्गदर्शन करतांना प्राचार्य विशाखा वाय यांनी या एक दिवसीय प्रदर्शनाचे आयोजन करण्यात आले होते. अशा प्रकारच्या शैक्षणिक हाईवोर्ड व्हे तसेच चित्रांच्या प्रदर्शनातून विद्यार्थ्यांच्या ज्ञानात स्वरूपात बरील विषयावर

प्रदर्शनाची मान्यवरांनी पाहणी केली. गोदावरी कॉलेज ऑफ नर्सिंग प्री-क्लिनिकल सायन्स लॅबमध्ये या एक दिवसीय प्रदर्शनाचे आयोजन करण्यात आले होते. हाईवोर्ड व्हे तसेच चित्रांच्या प्रदर्शनातून विद्यार्थ्यांच्या ज्ञानात स्वरूपात बरील विषयावर

मॉडेल बनवण्यात आले होते. प्रदर्शनात प्रथम पारितोषीक विजेता गुप सी च्या हृदयाचे कार्य व रचना, तर द्वितीय गुप एच मुत्राशयाचे कार्य व रचना व तृतीय पारितोषीक गुप आय स्त्रियांची प्रजनन संस्था कार्य व रचना यांना मान्यवरांच्या हस्ते भेटवस्तू देवून सत्कार करण्यात आला. विद्यार्थ्यांना बाल आरोग्य परिचर्या विभागाच्या प्रमुख प्रा. अधिनी मानकर, प्रा. मोनाली बारसागडे, यांनी मार्गदर्शन केले. प्रा. स्मिता पांडे प्रा. पायल वाचमारे, प्रा. शिल्पा वैरागडे, प्रा. अस्मिता जुमडे गोदावरी कॉलेज ऑफ नर्सिंग, जळगाव यांनी परीश्रम घेतले




PRINCIPAL
GODAVARI COLLEGE OF NURSING
JALGAON